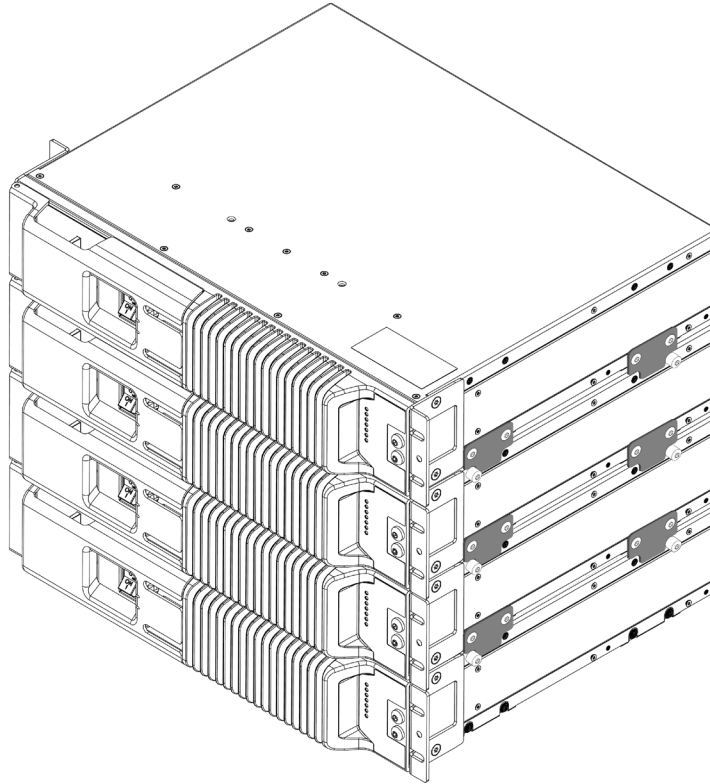




# Lithium Battery Stacking Kit

To separate battery units and ensure correct alignment to rack



The Polarium Stacking Kit is used to ease installation by guiding batteries into position and making sure they are aligned to the mounting rail. The modular design ensures compatibility between different battery sizes and industry standard rack sizes. Cost effective and easy to use, as it should be.

The stacking kit does not replace measures to secure batteries to the rack. Ensure the mounting brackets installed on the battery are utilized to fit units into place.

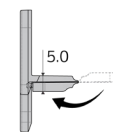
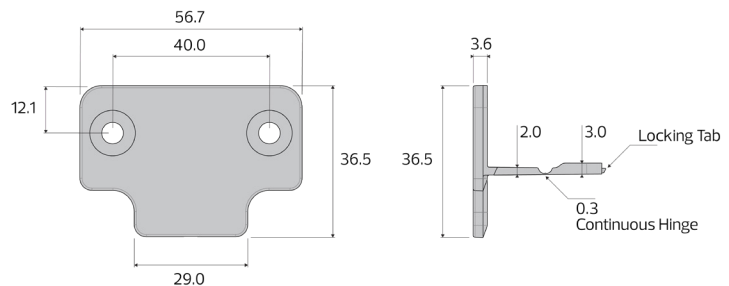
Stacking Kit - Rev 1.0

Scan to learn about all of Polarium's product offering



## Included with the Kit

<b>Separators</b>	4x Plastic end stop, part of the kit attached to the battery unit.	430-00800
<b>Locking Washers</b>	4x M5 washers, used to stack end stop separators	430-00218
<b>Screws</b>	12x M5 x 6mm Flat head torx screws, ISO 14581	472-00028



Snaps into place via Locking Tab

## Polarium Energy Solutions AB

Jan Stenbecks Torg 17 | PO Box 1037 | SE-164 21, Kista, Sweden  
Phone: +46 8 5454 4000 | [info@polarium.com](mailto:info@polarium.com) | [www.polarium.com](http://www.polarium.com)

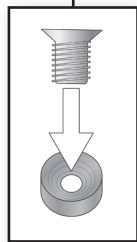
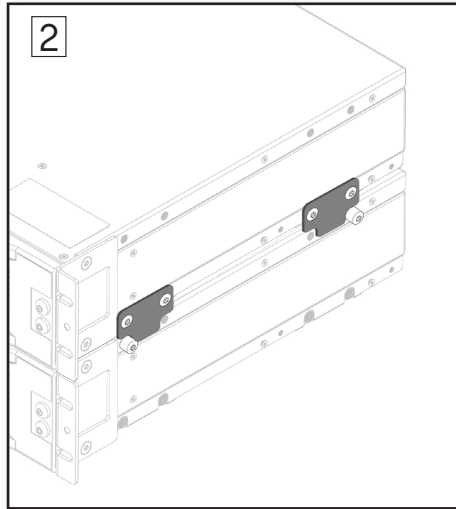
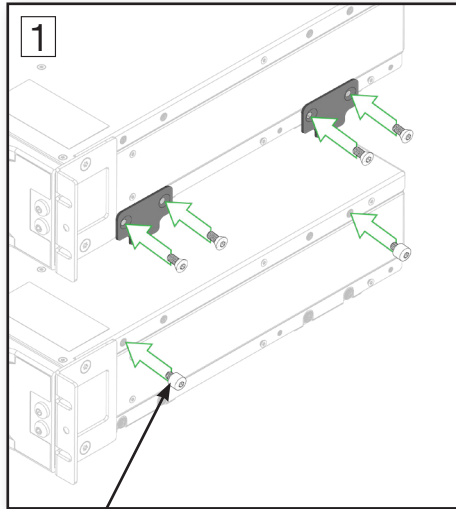


# Lithium Battery Stacking Kit

To separate battery units and ensure correct alignment to rack

## Installation

Install the separators at the forward most and rear most points on each side of the battery unit using the included hardware. Once secure, rest the units on top of one another.



Screw through the locking washer to create the resting point for the end stop separator.

When utilizing the stacking kit with battery units 4U high, fold the end stop separator along the continuous hinge, creating a spacer 5mm high. The end stop will be secure when folded once an audible \*snap\* is heard.

Each kit contains hardware to separate 2 units from each other.



The unit at the top of the stack will only have the separators installed.

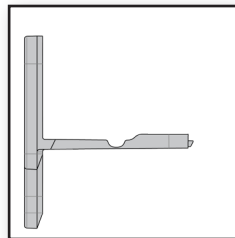


The middle unit/s will have both the locking screws and separators installed.



The bottom unit will only have the locking screws installed.

When Stacking 2U Batteries



When Stacking 4U Batteries

